



# The Provider Connection

**ywca**  
greater toledo  
child care resource  
and referral

PUBLISHED BY:  
YWCA CHILD CARE RESOURCE AND REFERRAL OF LIMA & TOLEDO, OH

## TAMI TALKS...

A Word from Tami Matthews, Director of Child Care Resource and Referral

To My Fellow Child Care Professionals:

Well, it was quite a summer for those of us in the early care and education field! This edition of our *Provider Connection* comes on the heels of a very challenging state budget that, unfortunately, resulted in the loss of funding for the Early Learning Initiative (ELI) program. Although the full impact is yet to be seen, the loss of the ELI program is a major blow for not only the children and families served, but also for those of you who put so much of your effort and love into growing and nurturing the program from start to finish. I have worked with many of you that were directly involved with this initiative, and I am honored to have served beside you, as you diligently, proudly

and patiently built and shaped the ELI preschool program. On behalf of myself, and the YWCA Child Care Resource and Referral, we thank you for your dedication to the program and the children and families you served. Yes, you will continue to serve....but, you can hold your heads high in knowing that even though ELI is now gone, it is not for lack of effort or effectiveness. ELI may be over, but it is not the end....we are still fortunate to have the opportunity to help children learn, grow and develop and to reach out to the families that pass through our doors each and every day....and we do so, being even wiser and better than ever before. Yours in Service-

Tami

## FROM POINT A TO POINT B

How to Manage Transitions

Transition: tran-si-tion [tran-zish-uh n, -sish-] *-noun* 1. movement, passage, or change from one position, state, stage, subject, concept, etc., to another; change

According to Webster's, this is the definition of a transition. For a teacher, a transition is of course all of the above, but most of all it can be defined as a survival tool. Getting your classroom from point A to B without complete chaos can be one of the most stressful parts of a teacher's day.

Preschool children love music and it is a great way to help with transitions both big and little. As the lyrics to an old Carpenter's song said "Sing, sing a song, sing out loud, sing out strong...Just sing, sing a song." Here are a few websites that have transition ideas:

[www.preschooleducation.com](http://www.preschooleducation.com)  
[www.preschoolexpress.com](http://www.preschoolexpress.com)

[www.earlychildhoodnews.com](http://www.earlychildhoodnews.com)  
[www.preschoolrainbow.org](http://www.preschoolrainbow.org)

[www.perpetualpreschool.com](http://www.perpetualpreschool.com)  
[www.searchwarp.com](http://www.searchwarp.com)

Also don't forget our lending library. We have several great books on transition!



# A FRIENDLY REQUEST

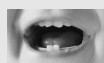
## This is Only a “Test”

Providers, if you are using our website, [www.ywcatoledo.org](http://www.ywcatoledo.org) to check the information we have listed about your childcare business, please be sure to label it “test.” You may put this in either the general comments section or in the name section of our IMM screen. This ensures that our Parent Specialist will know that you are checking your information and that we do not need to contact you concerning a search for childcare. Thanks for your cooperation!!!

# Toddlers

## OUCH— THAT HURTS! Exploring Why Toddlers Bite

They are little. They are curious. They are cute. They are sometimes ferocious! Has one of your toddlers bit a classmate? As wild as it sounds, you are not the only one who has dealt with it. Read below for some insight as to why this can happen, what to try to prevent it and how to deal with any dental damage and the impending drama.



### *Why Do Toddlers Bite?*

- |                         |                                      |   |          |
|-------------------------|--------------------------------------|---|----------|
| Developmental Issues:   | *Sensory exploration of surroundings | *Learning cause and effect                        |          |
|                         | *Learning through imitating others   | *Needing more attention                           |          |
| Expression of Feelings: | *Frustration                         | *Anger  | *Anxiety |
|                         | *Excitement                          | *A reaction to abuse or other physical aggression |          |

Environments That can lead to children biting:

- \*An environment that is too stimulating or not stimulating enough
- \*A space that is too crowded and does not allow children privacy
- \*Inappropriate expectations (such as expecting toddlers to share toys and equipment)
- \*A rigid schedule that does not meet toddlers needs for food and sleep



### *Supportive Environments That Can Decrease Toddler Biting*

A Supportive Environment Will Include:

- \*Multiple popular toys
- \*Have a variety of centers in the room for children to play in
- \*Provide a soft cozy area in the room, a private place for children to retreat

Provide a Consistent Yet Flexible Schedule:

- \*Simplify the routine so Toddlers are not asked to transition too often.
- \*In the flexible schedule, allow time to meet the children’s individual needs, for example if they become tired or hungry before “scheduled” nap and feeding times.
- \*Keep waiting time to a minimum, to put this in perspective time how long they are made to wait and then put a 0 on the end of it. So if they are waiting 2 minutes by the door to go outside, to them it really feels like 20.
- \*Provide a Variety of Sensory Activities and Materials. Try a daily Sand & Water table, painting, Play-Dough, and/ or Cause & Effect toys. Additionally, toddlers love to collect things, give them this opportunity to collect small safe things, clothes pins, jar lids, and juice can lids.



### *If a Toddler Bites...*

- |                         |  |                                   |
|-------------------------|--|-----------------------------------|
| Interact with Children: | *Be Gentle and Empathetic  | *Help them to name their feelings |
|                         | *Help them fix their mistakes. (For example; if they look shocked at the child they just bit, tell them how what they did hurts. They may not realize that what they did hurt their friend. Have them help the hurt child to feel better.) |                                   |

2

Sometimes no matter what we might do as teachers biting still happens. When it does happen caregivers need to be prepared to respond appropriately and effectively.



## PLEASE REMEMBER

### Training Registration Requirements

When calling to register for child care trainings, we will need the participant's birth date, the last 5 digits of their Social Security Number, and the email currently being used on the Ohio Professional Development Registry.

This information will be kept confidential and is used to document training records for the Ohio Professional Development Registry, which is managed by OCCRRA (Ohio Child Care Resource and Referral Association).

## PROJECTS WITH PARENTS

# Science

Sometimes it is difficult to think of ways to involve parents in their child's learning process. Science can be especially puzzling. Here are some ideas to get you started:

- 1) Make a strip of paper and put a science question on it for parents to ask their child that evening at home. Put that strip around the child's wrist like a bracelet so they will be sure to bring it home.
- 2) Send home the recipe for a simple snack, play dough, or bubbles that parents can make with their child.
- 3) Have a weekly nature hunt each week, and have the children ask their parents to help them look for leaves, nuts, flowers, etc. Have the children bring in their findings.
- 4) Send home a newsletter to inform parents of the science activities that you have been conducting in class.
- 5) Create a classroom cookbook where parents send in their favorite recipe to make as a family.

## SCRUMPTIOUS SCIENCE

With the fast approach of fall and the return of cooler weather, it's time to begin thinking about indoor activities with the children. We've included two recipes that can be done with the children if you are hosting a Harvest Party or Fall Festival. Not only are these recipes tasty, but they are also a great way to teach children about various skills. Learning about the concept of measurement and quantity helps the children learn math skills. By combining the ingredients, they are using science skills when witnessing the changes that occur when mixing different substances together. This can also be a wonderful way to teach them social skills by learning cooperation with others to achieve a desired result.

### Autumn Punch

1 qt. Apple Juice                      2 T. Honey                      3 cinnamon sticks  
1 ½ C. canned unsweetened pineapple juice                      2 T. fresh lemon juice

Mix all ingredients together in a saucepan; heat over low heat until ready to serve. Remove cinnamon sticks and ladle into serving cups for warm beverages.

Taking from Cookin' for Kids. Morris, Webb, Dockins

### Gingerbread Kids

½ cup vegetable oil                      ½ cup Pure Maple syrup                      ½ cup dark molasses  
½ teaspoon soda                      ¼ teaspoon nutmeg                      1 ½ cups all- purpose flour  
¾ teaspoon salt                      ¾ teaspoon ginger                      1 cup whole- wheat flour  
1/8 teaspoon allspice



In a large mixing bowl, combine oil, maple syrup, and molasses. Add the remaining ingredients and mix well. Chill the dough for 2 to 3 hours. Divide the dough in half. Roll out one half on a floured surface to a ¼ inch thickness. Cut out Gingerbread- Kids shapes. Repeat with the remaining dough. Place the shapes on baking sheets and bake at 375\* for 8-10 minutes. Makes 3 to 4 dozen cookies.

Taken from Teaching Snacks Gayle Buttinger

3



# IT'S THE LAW

## Information on Liability Insurance

Many of you as childcare providers may be aware that as of July 1, 2009 Amended Substitute House Bill 562, 127<sup>th</sup> GA, Section 5104.041, went into effect for Type A and Type B child care providers. This new law requires that Type A & Type B child care providers must have liability insurance to cover their business in the amount of at least \$100,000 per incident and \$300,000 in total. This applies to your child care business whether you own the property or rent the property. If you do rent the property, then you must name the owner of the property as an additional insured party.



If you should decide not to carry liability insurance, you must provide the parent/caretaker of the children receiving care with a statement indicating that you do not carry liability insurance. This statement must be signed by the parent/caretaker and be on file by the child's first day of attendance. For certified Type B or licensed Type A child care providers, you may direct any questions that you have to your assigned

Child Care specialist at the appropriate agency.

## WAY TO GO!!!

We would like to give a round of applause to those who have gone above and beyond licensing requirements to participate in Step Up To Quality! The following providers have recently received a star rating:

### 3 STAR RATING

#### ALLEN COUNTY

RHODES STATE

#### LUCAS COUNTY

TOLEDO DAY NURSERY-POLLY FOX

### 2 STAR RATING

#### OTTAWA COUNTY

WSOS-ST. JOHN'S PORT CLINTON

#### TYPE A-LUCAS COUNTY

DONNA'S HOUSE

A CARING WAY

### 1 STAR RATING

#### OTTAWA COUNTY

FIRELAND'S PRESBYTERIAN PRESCHOOL

#### LUCAS COUNTY

YMCA @ ST. VINCENT'S

YMCA @ ST. CHARLES

KANGAROOS

HUMBLE BEGINNINGS

#### TYPE A

TINY TOTS

LET'S PLAY SCHOOL

#### HANCOCK COUNTY

ONE AMAZING PLACE

WESLEY CENTER

4



## STEP YOUR SERVICE UP!

### Do You Want a 2-Star Step Up to Quality Rating for your Program?

Technical assistance is now available on a prioritized basis for licensed programs seeking to become 2-star rated in Ohio's Step Up To Quality system. Program Administrators must apply for this assistance on-line through the Director Information Portal of the Professional Registry on the Ohio Professional Development Network website at [www.ohpdnetwork.org](http://www.ohpdnetwork.org).

#### *Is my program eligible for help?*

1. ODJFS licensed programs that have never been Step Up To Quality rated and 1-star rated programs are eligible to apply for this new **free** technical assistance.

#### *What assistance is available?*

1. Programs will participate in the development of an individualized Quality Improvement Plan
2. Programs will receive the Program Administration Scale and Environment Rating Scale assessments by reliable assessors.
3. Programs will receive on-site technical assistance (TA) as indicated in the Quality Improvement Plan (QIP).

**With this new support we have also created a new role in order to make sure your visits are running smoothly and effectively. This person will be Katie Neville, Step Up to Quality Coordinator.**

#### *As a part of her new role Katie will:*

- 1) Contact your program to schedule appointments to discuss the 2-star TA process
  - 2) Schedule Program Administration Scale (PAS) and appropriate Environment Rating Scales (ERS) assessments
  - 3) Meet with the program director and appropriate staff to develop a Quality Improvement Plan (QIP)
- 1) Monitor the TA
  - 2) Meet periodically with the Director and update the Quality Improvement Plan (QIP)



# Inclusion

## PROGRAM ANNOUNCEMENT

### Child Care Resource & Referral Inclusion Program Funding Cut

As many of you may know, the YWCA Child Care Resource and Referral had been offering an Inclusion program, funded through the United Way, that was available to help parents find child care for children with special needs, as well as to assist child care providers in working with children with special needs or behavior problems in Lucas, Wood and Ottawa Counties. Sadly, due to the economy and the need to make some difficult funding choices, the United Way was unable to continue funding our Inclusion program. This, unfortunately, will eliminate our ability to continue the on-site technical assistance that was available to child care providers. However, we will still be available to answer any questions or concerns you may have as it relates to children with special needs. We will continue to offer parents and providers useful and practical information, and we will also continue providing parents with child care referrals that best serve their children's special needs.

# Family Child Care

## GREAT NEWS!

### Family Child Care Training to Increase

Due to the need, we are pleased to announce that training options for our family child care providers will increase this fiscal year! Our Provider Specialists have been busy planning some very interesting and interactive training topics designed to help family child care providers operate successful, quality child care businesses. Please watch for those training dates to be announced!

5



## COMING SOON...

Stay Tuned for the Peer- to- Peer “Learning Link” Network

We are excited to announce that the YWCA Child Care Resource and Referral will soon be facilitating “peer to peer” learning opportunities (sometimes referred to as “workgroups”) to allow providers to come together to network, discuss and share their knowledge and ideas on a variety of topics!

These various workgroups, to be referred to as “*Learning Links*,” will be open to child care center teaching staff, administrators, and interested family child care providers. Topics will be targeted to specifically meet the current needs of the early care and education community. For instance, for providers who may need some assistance in learning the processes and procedures needed to earn their first star rating, we will hold Step Up to Quality process-related “*Learning Links*.” For administrators seeking to sharpen their management/ leadership skills, we will hold “*Learning Links*” that build on the categories within the Program Administration Scale (PAS), and invite administrators to share their successful techniques and ideas with peers! We will also likely host “*Learning Links*” that address choosing and implementing an evidence-based curriculum for all age groups (which is one of the important benchmarks needed for achieving a Two-Star quality rating).

Although there will be no in-service credit given for attending a peer to peer workgroup, we strongly believe that early care and education professionals will embrace this enhanced opportunity for peer to peer learning and sharing. We look forward to hosting and facilitating these groups which will offer rich, interesting, and interactive learning opportunities.

Stay tuned for more information still to come....



## DO YOU HAVE WHAT THEY WANT?

### Sneak Peek: What the Modern Child Care Customer is Looking For

Working parents have always been challenged in finding a safe, educational and fun environment for their child as they leave their own home and go into the care of others. Historically the top 5 things that parents have looked for during their childcare search have been:

- 1) A safe environment.
- 2) A caring Child Care Provider.
- 3) A variety of children's activities, other than TV or videos.
- 4) An opportunity for their child to learn social skills by being around other children.
- 5) Affordability.

In addition to the needs listed above, many times parents are now expressing the need for the following:

Transportation from home to child care and back.

School readiness activities for younger children and homework help for school age children.

Extended hours and weekend care.


A Provider who would be willing to work with them financially.

The changing economic situation has affected everyone from the traditional to the non-traditional families. Many parents are looking for work, working several jobs or going to school and need financial help until subsidy goes into effect. These challenges do not minimize or compromise the needs of the modern family but bring about a new sense of awareness of helping these families and what a necessity a good childcare facility is to the overall balance in their lives.

# School-Age

## HAPPY ANNIVERSARY!

Celebrating 10 Years of *Lights On Afterschool*



The 10th annual nationwide celebration of afterschool programs will take place October 22, 2009 in more than 7,500 communities. Join the 1 million Americans who take part in *Lights On Afterschool* to help call attention to the afterschool programs that keep our kids safe, inspire them to learn and help working families.

Register with the Afterschool Alliance for *Lights On Afterschool* to receive email updates, ten free posters and to make sure your event is promoted to the media. Use the online Event Planning Kit to help you build a timeline, get ideas for your event, get tips for engaging local leaders and media, and download artwork and sample materials.

### Planning Your *Lights On Afterschool* Event

*Lights On Afterschool* events, like afterschool programs, come in all shapes and sizes. Just create a rally that your community can support.

Get parents, community leaders, volunteers, kids, members of the press and others excited about afterschool. Showcase the achievements of your program and your students. Highlight your local partners and invite

them to participate. Convey your message about afterschool – celebrate your afterschool accomplishments, and call for support to ensure that afterschool programs in your community and across the country thrive.

Every child should have access to afterschool!

For more *Lights On Afterschool* planning ideas and a *Lights On Afterschool* Toolkit visit:  
<http://www.afterschoolalliance.org/loa.cfm>

7






# The Provider Connection

**ywca**  
greater toledo  
child care resource  
and referral

Non-Profit Organization  
U.S. Postage  
PAID  
Lima, OH  
Permit # 287

YWCA Child Care Resource and Referral  
LIMA  
616 S. Collett St., Suite 102  
Lima, OH 45805  
(419)225-5465  
(800)992-2916

YWCA Child Care Resource and Referral  
TOLEDO  
1018 Jefferson Avenue  
Toledo, OH 43604  
(419)255-5519  
(800)632-3052



## THE PROVIDER HIGH SPEED CONNECTION

Quick Reference to Online Resources

**Ohio Professional  
Development Network**

[www.ohpdnetwork.org](http://www.ohpdnetwork.org)

**YWCA Child Care  
Resource and Referral**

[www.ywchildcareconnections.org](http://www.ywchildcareconnections.org)

**United Way**

[www.unitedwaytoledo.org](http://www.unitedwaytoledo.org)  
[www.unitedwaylima.org](http://www.unitedwaylima.org)

**OCCRRA**

[www.occrra.org](http://www.occrra.org)

**Child Care Aware**

[www.childcareaware.org](http://www.childcareaware.org)

**Step Up To Quality**

[www.stepuptoquality.org](http://www.stepuptoquality.org)

**Catch**

**Our**

**Next**

**Issue**

**Next**

**Year!**

